

SULKY

DX20 - DX30

>07/2014-GB
406144-00



DX20 - DX30

DX, your spreading
in 2 letters



*A new generation
for...*

- *Increased comfort*
- *Increased accuracy*
- *Higher capacity*
- *More spreading widths*



Contents

- **DX20:** simplicity to the smallest detail..... 4/5
- **DX20+:** in addition to accuracy, you have capacity..... 6/7
- **DX30:** It has everything to please! 8/9
- **DX30+:** always doing more for you 10/11
- Weighing together with Profitability..... 12
- STOP&GO: Simple and intelligent Right/Left shut-offs!..... 13
- FERTIWAY, Sulky's width control: often copied, never equalled..... 14/15
- TRIBORD 2D: say goodbye to headaches for border settings! 16/17
- Yes, your VISION is correct! 18
- FERTITEST: you provide the grain, we'll provide the correct settings!..... 19
- Long-lasting protection..... 20/21
- Equipment dedicated to your daily life 22/23
- Characteristics 24

DX20 - DX30

DX20: simplicity to the smallest detail

**DOUBLE-CONE HOPPER BOTTOM,
THE BEST TECHNICAL CHOICE:**



- ⊕ Immediate detection of a flow rate irregularity linked to the presence of a foreign object
- ⊕ Extra-even flow of the fertiliser even on a bank and with low seed level

- From 9 to 18 m
- From 900 to 1500 l

Features that will make your life easier!



Linkage pins



Stainless steel bottom
and twin oscillating rate regulator



Emptying chute and calibration test

““ *When everything becomes simple and useful* ””

CALIBRATION TEST: NOW YOU CAN FINALLY APPRECIATE THE SIMPLE THINGS!



Once the chute is in place, simply cover the distance indicated on the scale then weigh the result obtained. This same scale will then give you the right settings for the shutters.

- ⊕ Maximum accessibility
- ⊕ Quick assembly chute...no tools needed
- ⊕ No difficult procedures. Simple steps all the way

TWO SHUTTER CONTROLS FOR YOUR COMFORT



➤ Cable control




➤ Hydraulic controls with 2 single acting valves



New easy-to-read graduated sectors for an application rate to the nearest kg



Level and angle indicator for late spreading



Central stainless steel 1/2 width border deflector

DX20 - DX30

DX20⁺: in addition to accuracy,
you have capacity



- From 12 to 24 m
- From 900 to 2 100 l



*Stainless steel bottom
and twin oscillating agitator*




*Emptying chute
for calibration test*



*New easy-to-read graduated sectors
for an application rate to the nearest kg*



*Level and angle indicator
for late spreading*



*Central stainless steel
1/2 width border deflector*

**SHUTTER CONTROLS
MADE JUST FOR YOU**

➤ Hydraulic controls



➤ Electric controls



➤ Hydraulic controls + electric regulation proportional to forward speed



- ⊕ Static calibration test using the VISION control box
- ⊕ Comfort and accuracy thanks to the DPAE*
- ⊕ Application rate adjustment in increments of 10%

**Application rate proportional to forward speed*



**“ More than 2.20 m of usable width...
You've got room! ”**


- ⊕ Up to 2100 litre capacity
- ⊕ Reduction in the number of loads
- ⊕ Optimisation of the time devoted to spreading

DX20 - DX30

DX30: it has everything to please!



- From 12 to 36 m
- From 900 to 2 700 l




Clevis linkage



Stainless steel bottom and twin oscillating rate regulator



Level and angle indicator for late spreading



TRIBORD 2D: border device controlled from the cab



New easy-to-read graduated sectors for an application rate to the nearest kg

“ Weighing is not reserved for just high capacities ”



WEIGHING FROM 900 L:

- ⊕ Maximum accuracy with minimum capacity
- ⊕ Everyone needs to save fertiliser
- ⊕ Say goodbye to repeated calibration test especially with a small capacity

CHOOSE THE SOLUTION THAT IS BEST FOR YOU:

PRACTICAL Solution



- **Hydraulic controls** for instant opening/closing

COMFORT Solution



- **Electric controls** for intuitive shutter management

ACCURACY Solution



- **Hydraulic controls + electric regulation proportional to forward speed (DPAE with or without weighing)** for indisputable application rate accuracy

HIGH PERFORMANCE Solution




- **Weighing (WPB) with STOP&GO right/left cut-offs** for perfect finishes in your triangular areas and turns at the end of the field (controlled automatically when used with GPS). A simple and economic solution.

| DX30⁺: always doing more for you!



- From 12 to 36 m
- From 900 to 3 000 l



Clevis linkage



Stainless steel bottom and twin oscillating rate regulator



Level and angle indicator for late spreading



TRIBORD 2D: border device controlled from the cab



New easy-to-read graduated sectors for an application rate to the nearest kg

“ Several new pieces of equipment, something for EVERYONE! ”

PRACTICAL Solution



➤ **Hydraulic controls**
for instant opening/closing

COMFORT Solution



➤ **Electric controls**
for intuitive shutter management

ACCURACY Solution



➤ **Hydraulic controls + electric regulation proportional to forward speed (DPAE with or without weighing)**
for indisputable application rate accuracy

HIGH PERFORMANCE Solution



➤ **Weighing (WPB) with STOP&GO right/left cut-offs**
for perfect finishes in your triangular areas and turns at the end of the field (controlled automatically when used with GPS). A simple and economic solution.

Spreading widths you've been expecting:

- ⊕ 28 m with almost all fertilisers
- ⊕ 36 m with fertilisers with satisfactory physical properties
- ⊕ Impressive accuracy thanks to the chute device combined with the placement point



| Weighing together with Profitability



Double weighing frame... ..with 10 T sensor + 4 spring blades

=
EXTREME ACCURACY AND MAXIMUM RELIABILITY



- + Say goodbye to repeated calibration tests!
- + Fertiliser savings from 5 to 10%
- + Weighing information displayed in the cab
- + Integrated inclinometer for an accurate measurement on slopes and banks



Simple and intelligent
Right/Left shut-offs!



“ With STOP&GO technology, this will never happen to you! ”

Premature shutter opening!

In the cab, STOP&GO is:



The VISION control box and its remote control

SULKY MATRIX 570 guidance bar

Your advantages with STOP&GO:

- ⊕ Say goodbye to approximate closing and reopening of shutters, the GPS handles it all!
- ⊕ Additional fertiliser savings
- ⊕ Substantial reduction in the risks of lodging
- ⊕ Continuous viewing of the weighing and guiding




Sulky's width control: often copied, never equalled...

FERTIWAY
width control

=
1. Output chute

+

2. Placement point



““ No. 1 in width adjustments ””

SULKY, NUMBER 1 AT THE PLACEMENT POINT WITH FERTIWAY

Developed on the DPX range and perfected on the DX range, FERTIWAY width control by modification of the placement point by using an output chute is the benchmark in centrifugal spreading.

1. Output chute:

- ⊕ Fertiliser is accurately positioned on the disc without alteration
- ⊕ Angled chute = acceleration of the fertiliser without constraints via the “toboggan effect”

2. Placement point:

- ⊕ Essential device for guaranteeing large widths



Sulky are the 1st manufacturer to have worked on the placement point on the CEMIB rotating test bench

- ⊕ Ultra-simple width setting:
 - without modification to the disc rotating speed
 - without touching the blades

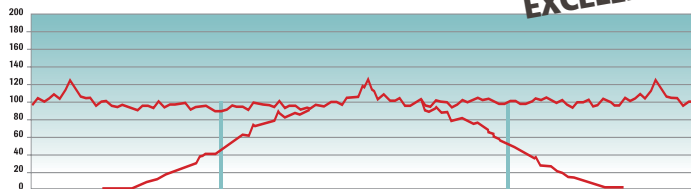


Graduated sectors have been revamped for increased clarity and improved accuracy:

- ⊕ Width settings without the risk of error
- ⊕ Full visibility of the graduations regardless of the number of hectares spread

**VC 5,4% :
EXCELLENT**


**PROVEN ACCURACY
with 100% coverage**



NPK (21-3-10) density > 0.9 in 28m of working width

Angled shutters, the detail that makes ALL the difference

- ⊕ Total emptying for ZERO «dead» volume
- ⊕ No sensitivity as to the fertiliser load in the hopper
- ⊕ Instant opening/closing with no blockage possible



DX20 - DX30

TRIDBORD 2D: say goodbye
to border setting headaches



“ Fertilise your borders instantly without getting off the tractor! ”

1. 100 % électric



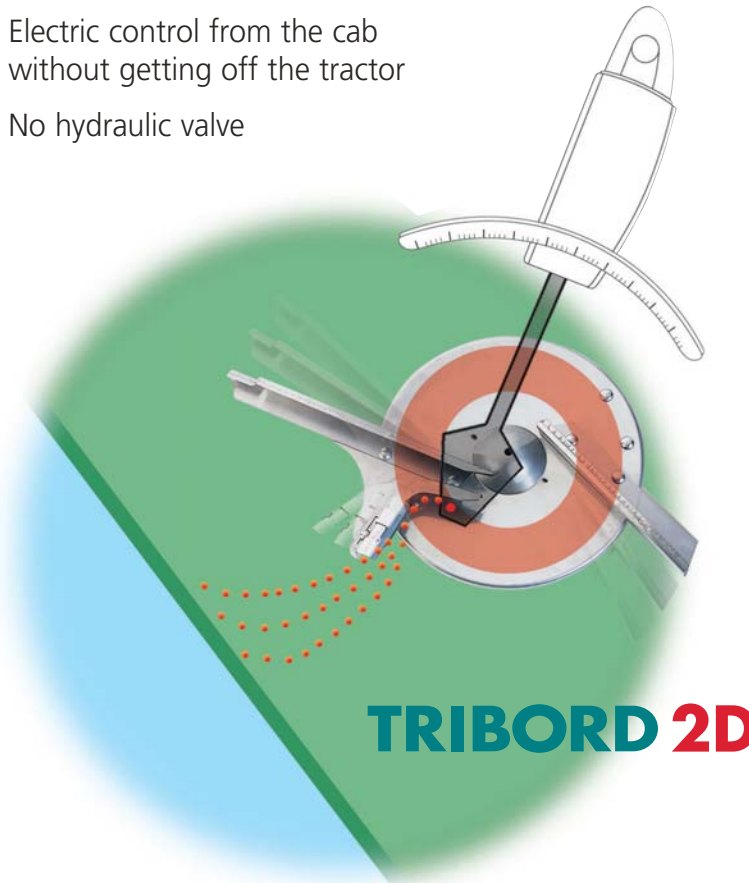
- ⊕ Electric control from the cab without getting off the tractor
- ⊕ No hydraulic valve



Complies with European standards

2. Zero granule damage

- ⊕ Always in the logic of modifying the placement point
- ⊕ No alteration of your fertiliser and ZERO dust contrary to a deflector



OTHER SOLUTIONS FOR BORDERS



- ECOBORD: a special stainless steel blade to be attached without tools on the right hand side disc



- "Half-width" quick-assembly all stainless steel deflector, no tools needed

Yes, your VISION is correct!

Vision DX

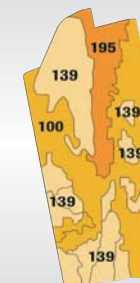


Without forgetting:


"GPS READY" Accurate farming WITHOUT additional cost. The VISION control box combined with its GPS antenna knows how to automatically modulate the application rate using referenced geo maps.

2 considerable advantages:

- ⊕ No need for an additional control box
- ⊕ A multitude of compatibility with mapping software (AGRIMAP, FARMWORKS, CERELIA, BGRID, SMS Ag Leader, etc.)



Traceability of applications by recording the date for your fields, either on an SD memory card or on the control box's internal memory (up to 75 fields).



A SPREADING MENU

- Product selected
- Programmed application and current application
- Quantity remaining in the hopper
- Border spreading mode
- Rate modulation

B INFORMATION MENU

- Surface area covered
- Tonnage spread
- The surface area or distance to be covered with the remaining product in the hopper
- Entry to the recording modules for the fields in which the fertiliser is being spread

C SETTINGS MENU

- Database for many fertilisers
- Physical parameters of the fertilisers



FERTITEST

You provide the fertiliser, we'll provide the correct settings!



Your settings follow you everywhere and at all times

- Constant updating
- Service available 24/7
- More than 700 fertilisers listed

NEW:

- A "close search" will give you the settings suitable for a fertiliser that is not listed (use of the granulo-meter - optional)

Find the Fertitest on
www.sulky-burel.com

NEW:

- Access FERTITEST wherever you are with your Smartphone and the QR code installed on your machine's hopper:



Scan this QR code for direct access to Fertitest

The screenshot shows the FERTITEST website interface. At the top, there is the SULKY logo and a link to "Retour vers le site Sulky Burel". Below the logo, there are flags representing various countries. The main navigation bar includes "FERTITEST" and four steps: "1 Choix produit", "2 Sélection engrais", "3 Configuration distributeur", and "4 Vos réglages". The current step is "3. Configuration distributeur". A box indicates "Engrais sélectionné : GRASSLAND AMMONITRATE 27 %". Below this, there is a section titled "Sélection du distributeur" with a list of distributor models: DPX24/PRIMA/70ANS/605/805/1155, DPX EXPERT/MAGNUM/1205/1505/1805/GLX, DPX MAGNUM 44, DPX18, DPX28, **DX 20/DX20+**, DX 30/DX30+, X36, X44, POLYVRAC XT, DPA XLT, X40, and X50. To the right of the list is an image of a Sulky distributor machine. At the bottom, there is a footer with "Mentions légales © Sulky-Burel".

FERTITEST as seen on the site www.sulky-burel.com

| Long-lasting protection...

“ 10 steps and 3 protective coats using cathoresis ”



Cathoresis is:

- ✓ Electroplating of paint on the part via dipping
- ✓ An even coat of anti-corrosion finishing
- ✓ Complete protection even in recesses
- ✓ Long-lasting protection



Zero discharge and water-soluble paint



Second anti-corrosion coat and top coat

...for impeccable machines over time!



Equipment dedicated to your daily life

Only on DX20/DX20+



Parking stands to facilitate hitching / unhitching (Optional)



2-row locator adjustable from 2 to 6 m
(Option available in ECOBORD version)



Only on DX30 / DX30+



Rolling parking frame (Optional)



Ground support stands to facilitate hitching/unhitching

Only on DX30+



Cover with skylights for perfect visibility of the fertiliser from the windows



Widened hopper extension for a usable width of 2.80 m (Optional)

On ALL models



Folding hopper cover
(Optional)



Straight hopper extension
(Optional)




Anti-compaction baffle for zero compaction
for crystallized ammonium sulphate and rye grass
(Optional)



Lighting system
- optional on DX20 and DX20+
- standard on DX30 and DX30+




Rear and side signalling decals
- optional on DX20 and DX20+
- standard on DX30 and DX30+



Sulky granulometer
(Optional)



Overlap checking kit and granulometer
(Optional)



Calibration test kit including chute,
bucket and scale
- optional on DX20 and DX20+
- standard on DX30 and DX30+

Characteristics

DX20

Working width	9 - 18 m	
Hopper capacity (level)	900 l	1 500 l
Overall width	2,36 m	
Loading dimensions	1,23 x 2,21	
Loading height	0,87 m	1,05 m
Weight (indicative)	250 kg	270 kg
Payload	1 500 kg	

DX20+

Working width	12 - 24 m		
Hopper capacity (level)	900 l	1 500 l	2 100 l
Overall width	2,36 m		
Loading dimensions	1,23 x 2,21		
Loading height	0,87 m	1,05 m	1,25 m
Weight (indicative)	250 kg	270 kg	290 kg
Payload	2 700 kg		

DX30

Working width	12 - 36 m			
Hopper capacity (level)	900 l	1 500 l	2 100 l	2 700 l
Overall width	2,36 m			
Loading dimensions	1,23 x 2,21			
Loading height	0,87 m	1,05 m	1,25 m	1,45 m
Weight (indicative)	250 kg	270 kg	290 kg	310 kg
Payload	2 700 kg			

DX30+

Working width	12 - 36 m			
Hopper capacity (level)	1 500 l	2 150 l	2 350 l	3 000 l
Overall width	2,48 m		2,98 m	
Loading dimensions	1,23 x 2,40		1,23 x 2,80	
Loading height	1,04 m	1,22 m	1,19 m	1,37 m
Weight (indicative)	300 kg	330 kg	340 kg	370 kg
Payload	3 000 kg			



The drilling and spreading specialists

Les Portes de Bretagne - P.A. de la Gaultière
35220 CHATEAUBOURG France
Tel.: (33) 02 99 00 84 84 • Fax: (33) 02 99 62 39 38
E-Mail: info@sulky-burel.com

Postal address:
SULKY-BUREL – CS 20005, 35538 NOYAL SUR VILAINE CEDEX, France

“ DX...your spreading in 2 letters! ”

www.sulky-burel.com

